




EDGE NANO TWIN

Retractable Block

STANDARD : EN360:2002

INDUSTRY	IDEAL APPLICATIONS	SPECIAL FEATURES		
Construction	Working at Height	 FALL ARREST	 STRONG	 LIGHT WEIGHT
Process plants	Ladder Climbing			
Grinding Unit	Loading/Unloading point			
Manufacturing Unit	Bag House and vessels maintenance			

MECHANICAL CHARACTERISTICS	FEATURES
Webbing Material : UHMWPE Material (Ultra high molecular weight Poly Ethylene).	Has a Swivel Snap hook at one end and Swivel top to connect.
Min. Breaking Strength : 20kN	Extremely Compact, durable and light weight.
Average force less than : 1.350 lbs	High capacity external shock absorber with impact indicator.
Fall Arrest Distance : 42 inch (Max.)	Quick-action braking system.
Fall Arrest Force : 1.800 lbs (Max.)	High strength anti corrosion components.
Safe Working Load : 140kg	Combination of dual unit, with connector.
Free fall distance : 2' (Max.)	Make of durable & light weight webbing material.
Length : 1.8 m	
Weight : 1.250 kgs	



MARKINGS	STORAGE
Manufacturers Logo, details & mailing address	Store the retractable in a dry area away from ultraviolet rays
Model No., Batch No., Serial No.	
Year of Manufacturing	
Material	Can be stored and transported in their original carton to avoid corrosion due to atmospheric moisture, excessive heat or cold
Instruction Pictogram	
CLEANING	PACKING
Use clean piece of cloth to wipe the dust	1 piece per box